

# TOTAKU Mortar Hoses

Founded in 1952, TOTAKU INDUSTRIES, INC. has been a pioneer in the pipes and hose industry, creating the world's first flexible hose. Driven by our core principle of prioritizing customer satisfaction through exceptional quality, we continuously innovate to meet the evolving needs of our customers. At TOTAKU, we are dedicated to making a positive impact on the world by developing unique, thoughtful products that address modern challenges.

## Featured Products

LINE POWER-ABRW 02

LINE POWER-CV 03

### Notice:

- The data in this catalog uses values in a straight hose configuration.
- The permissible pressure is not the maximum operating pressure. Please refer to the "Operating Pressure Design Table" in the hose handling precautions and configure according to the operating pressure (normal working pressure). Also, please note that the combination of fittings and clamps, operating temperature, and bending conditions may affect performance.

# TOTAKU LINE POWER-ABRW

Part Number - 26111



## Features

- The inner surface is made of rubber, providing superior pressure resistance and durability compared to TOTAKU LINE POWER-CV.

## Applications


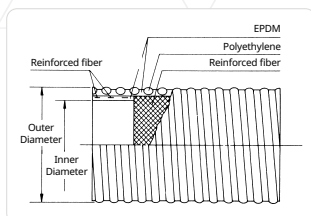
- Intermediate and terminal hose for mortar pumping.
- Suitable for transporting highly viscous materials and use on steep inclines.

## Cautions

- This hose is designed exclusively for discharge.

## Installation of Fitting

- Fitting installation is performed at our factory.



## Standard Dimensions and Properties

Nominal Diameter		Inner Diameter		Outer Diameter		Reference Weight		Length		Allowable Pressure (at room temperature)		Allowable Bend Radius (to the center axis of the hose)	
inch	mm	inch	mm	inch	mm	lbs/ft	g/m	ft	m	psi	MPa	inch	mm
1.5	40	1.54	39.0	2.19	55.7	0.91	1355	65	20	217.56	1.50	25.59	650
2	50	1.99	50.5	2.60	66.0	1.04	1555	65	20	217.56	1.50	35.43	900

## Operating Temperature Range:

### Suction

°F: — °C: —

### Discharge

°F: 32 to 122 °C: 0 to 50

## Notes:

- The permissible pressure varies with operating temperature.

# TOTAKU LINE POWER-CV

Part Number - 26102



## Features

- A durable resin hose with pressure and abrasion resistance.
- Built to withstand external pressure without flattening or buckling.

## Applications

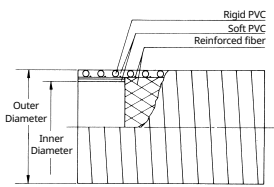
- Designed specifically as an end hose for mortar pumping.

## Cautions

- This hose is designed exclusively for discharge.

## Installation of Fitting

- Fitting installation is performed at our factory.



(Clamp Mounting Example)



Aluminum Crimping (Victaulic G Collar)

## Standard Dimensions and Properties

Nominal Diameter		Inner Diameter		Outer Diameter		Reference Weight		Length		Allowable Pressure (at room temperature)		Allowable Bend Radius (to the center axis of the hose)	
inch	mm	inch	mm	inch	mm	lbs/ft	g/m	ft	m	psi	MPa	inch	mm
1.5	40	1.57	40.0	2.05	52.0	0.76	1135	65/164	20/50	145.04	1.00	23.62	600
2	50	2.00	50.8	2.52	64.0	1.02	1525	65/164	20/50	145.04	1.00	29.53	750

## Operating Temperature Range:

### Suction

°F: — °C: —

### Discharge

°F: 32 to 122 °C: 0 to 50

## Notes:

- The permissible pressure varies with operating temperature.